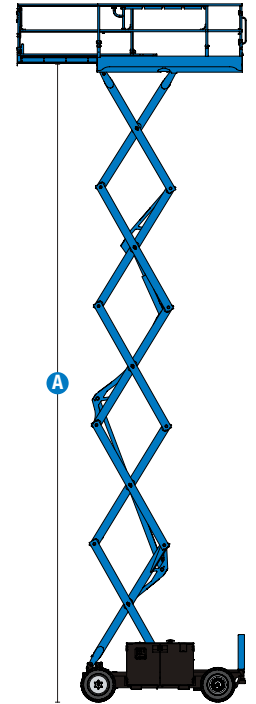


Genie® GS™ -2669 RT, GS-3369 RT & GS-4069 RT

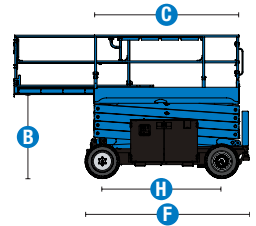
Specifications

| Models | GS-2669 RT | | GS-3369 RT | | GS-4069 RT | |
|---|-------------|--------|-------------|---------|------------|---------|
| Measurements | US | Metric | US | Metric | US | Metric |
| Working height max. ⁽¹⁾ | 32 ft 2 in | 10 m | 38 ft 8 in | 11.96 m | 46 ft 3 in | 14.30 m |
| A Platform height max. | 26 ft 2 in | 8 m | 32 ft 8 in | 9.96 m | 40 ft 3 in | 12.30 m |
| B Platform height - stowed | 4 ft 10 in | 1.47 m | 4 ft 10 in | 1.47 m | 5 ft 5 in | 1.65 m |
| C Platform length - outside | 9 ft 2 in | 2.79 m | 9 ft 2 in | 2.79 m | 9 ft 2 in | 2.79 m |
| Platform length - outside, extended | 14 ft 2 in | 4.32 m | 14 ft 2 in | 4.32 m | 14 ft 2 in | 4.32 m |
| Slide-out platform extension deck - length | 5 ft | 1.52 m | 5 ft | 1.52 m | 5 ft | 1.52 m |
| D Platform width - outside | 5 ft 3 in | 1.60 m | 5 ft 3 in | 1.60 m | 5 ft 3 in | 1.60 m |
| Toeboard height | 6 in | 15 cm | 6 in | 15 cm | 6 in | 15 cm |
| E Height - stowed (folding rails) ⁽²⁾ | 8 ft 6 in | 2.59 m | 8 ft 6 in | 2.59 m | 9 ft | 2.74 m |
| Height - stowed (rails lowered) | 6 ft 3.5 in | 1.92 m | 6 ft 3.5 in | 1.92 m | 6 ft 10 in | 2.08 m |
| F Length machine - stowed | 10 ft 3 in | 3.12 m | 10 ft 3 in | 3.12 m | 10 ft 3 in | 3.12 m |
| Length machine - stowed, extended | 14 ft 9 in | 4.50 m | 14 ft 9 in | 4.50 m | 14 ft 9 in | 4.50 m |
| Length machine - with outriggers | 12 ft 4 in | 3.76 m | 12 ft 4 in | 3.76 m | 12 ft 4 in | 3.76 m |
| G Width | 5 ft 9 in | 1.75 m | 5 ft 9 in | 1.75 m | 5 ft 9 in | 1.75 m |
| H Wheelbase | 7 ft 6 in | 2.29 m | 7 ft 6 in | 2.29 m | 7 ft 6 in | 2.29 m |
| I Ground clearance (center) | 9.5 in | 24 cm | 9.5 in | 24 cm | 9.5 in | 24 cm |



Productivity

| | 4/4 | | 4/2 | | 3/2 | |
|---|----------------|--------------|----------------|--------------|----------------|--------------|
| Max. platform occupancy (in/out) | | | | | | |
| Lift capacity | 1,500 lb | 680 kg | 1,000 lb | 454 kg | 800 lb | 363 kg |
| Lift capacity - extension deck extended | 300 lb | 136 kg | 300 lb | 136 kg | 300 lb | 136 kg |
| Max. platform drive height | 26 ft 2 in | 8 m | 32 ft 8 in | 9.96 m | 40 ft 3 in | 12.3 m |
| Drive speed - stowed | 3.5 mph | 5.6 km/h | 3.5 mph | 5.6 km/h | 3.5 mph | 5.6 km/h |
| Drive speed - raised | 0.3 mph | 0.5 km/h | 0.3 mph | 0.5 km/h | 0.3 mph | 0.5 km/h |
| Gradeability - stowed ⁽³⁾ | 40 % | | 35 % | | 35 % | |
| Turning radius - inside/outside | 83 in/181.2 in | 2.11 m/4.6 m | 83 in/181.2 in | 2.11 m/4.6 m | 83 in/181.2 in | 2.11 m/4.6 m |
| Lifting speed - raise/lower | 34/31 sec | | 39/29 sec | | 61/28 sec | |
| Tilt sensor activation (front to back/side to side) | 3°/2° | | 3°/2° | | 3°/2° | |
| Max. outrigger leveling (front to back /side to side) | 5.3°/11.7° | | 5.3°/11.7° | | 5.3°/11.7° | |
| Tires - Foam-filled rough terrain | 12×26 in | 30×66 cm | 12×26 in | 30×66 cm | 12×26 in | 30×66 cm |

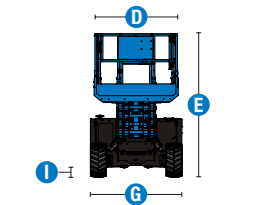


Power

| Power | Diesel | | Diesel | | Diesel | |
|-------------------------|--------|--------|--------|--------|--------|--------|
| Fuel Tank | 10 gal | 37.9 L | 10 gal | 37.9 L | 10 gal | 37.9 L |
| Hydraulic tank capacity | 18 gal | 68.1 L | 18 gal | 68.1 L | 18 gal | 68.1 L |

Weight⁽⁴⁾ and Floor Loading⁽⁵⁾

| | | | | | | |
|--|----------|----------|----------|----------|-----------|-----------|
| Weight | 7,149 lb | 3,243 kg | 7,599 lb | 3,447 kg | 10,392 lb | 4,714 kg |
| Weight with outriggers | 7,535 lb | 3,629 kg | 8,449 lb | 3,833 kg | 11,242 lb | 5,100 kg |
| Tire load max. | 2,840 lb | 1,288 kg | 3,019 lb | 1,369 kg | 3,829 lb | 1,737 kg |
| Tire contact pressure - front, platform fully extended | 70.7 psi | 487 kPa | 75.1 psi | 518 kPa | 95.3 psi | 657 kPa |
| Occupied floor pressure | 170 psf | 8.15 kPa | 169 psf | 8.11 kPa | 215 psf | 10.29 kPa |



Sound and Vibration Levels

| | | | | | | |
|---|----------------------------|------------------------|----------------------------|------------------------|----------------------------|------------------------|
| Sound Pressure level (ground workstation) | 85 dBA | | 85 dBA | | 85 dBA | |
| Sound Pressure level (platform workstation) | 79 dBA | | 79 dBA | | 79 dBA | |
| Vibrations | < 8 ft 2 in/s ² | < 2.5 m/s ² | < 8 ft 2 in/s ² | < 2.5 m/s ² | < 8 ft 2 in/s ² | < 2.5 m/s ² |

(1) The metric equivalent of working height adds 2 m to platform height. US adds 6 ft to platform height.

(2) Based on RT tires; deduct 2 in/5.8 cm for turf and non-marking tires.

(3) Gradeability applies to driving on slopes and may vary depending on options and machine configurations. See operator's manual for details regarding slope ratings.

(4) Weight refers to standard configuration and may vary depending on options and/or country standards.

(5) Floor loading information is approximate and may vary depending on options and machine configurations. It should be used only with adequate safety factors.

Genie® GS™ -2669 RT, GS-3369 RT & GS-4069 RT

SKU: Standard Model

- **GS266901U30026:** GS-2669 RT
- **GS336901U30031:** GS-3369 RT
- **GS406901U30044:** GS-4069 RT

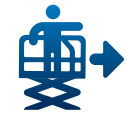
* Build to Order

| Option availability | | S | S+ | BtO |
|------------------------------|---|---|----|-----|
| Power | 24.8 hp, 18.5 kW Kubota D1105, Diesel, T4i/T4f, Stage IIIA/IV, CN III | ✓ | ✓ | ✓ |
| | Generator 7Kva | | ○ | ○ |
| | Battery Isolation Kit | | ○ | ○ |
| | Battery and Starter Isolation Kit | | ○ | ○ |
| | Cold weather package | | ○ | ○ |
| | Dual Pole Battery Isolation Kit | | ○ | ○ |
| Platform | Folding rails, Full-height swing gate | ✓ | ✓ | ✓ |
| | Single slide-out extension deck | ✓ | ✓ | ✓ |
| | 240Volt Power To Platform Kit | | ○ | ○ |
| | Airline to Platform | | ○ | ○ |
| | EQSS Overwatch RT GEN 2 | | ○ | ○ |
| | Forming Platform Controls Gen 1 RT | | ○ | ○ |
| | Forming Platform Controls Gen 2 RT | | ○ | ○ |
| | Platform Worklight | | ○ | ○ |
| | White Noise Alarm Kit | | ○ | ○ |
| | Reflective Tape Blue / White | | ○ | ○ |
| | Reflective Tape Red / White | | ○ | ○ |
| | Reflective Tape White | | ○ | ○ |
| | Diamond plate platform deck | ✓ | ✓ | ✓ |
| | Electronic horn | ✓ | ✓ | ✓ |
| | Hour meter | ✓ | ✓ | ✓ |
| | Lanyard attachment points | ✓ | ✓ | ✓ |
| | Platform control with fault indicator | ✓ | ✓ | ✓ |
| | Platform load sense system | ✓ | ✓ | ✓ |
| Proportional drive and lift | ✓ | ✓ | ✓ | |
| Self-closing entry gate | ✓ | ✓ | ✓ | |
| Chassis | Lift Connect Telematics | | ○ | ○ |
| | Lift Connect with Access Manager upgrade | | ○ | ○ |
| | Rough Terrain, foam-filled, non-marking tires | ✓ | ✓ | ✓ |
| | Jump Start Receptacle | | ○ | ○ |
| | Particulate Catalyst Muffler | | ○ | ○ |
| | Reflective Tape Yellow / Green | | ○ | ○ |
| | Wheel Chock Kit | | ○ | ○ |
| | Wheel Nut Indicator | | ○ | ○ |
| | 4 wheel drive | ✓ | ✓ | ✓ |
| | Active oscillating axle | ✓ | ✓ | ✓ |
| | Auto leveling hydraulic outriggers | ✓ | ✓ | ✓ |
| | Descent, tilt and motion alarm | ✓ | ✓ | ✓ |
| Dual LED flashing beacons | ✓ | ✓ | ✓ | |
| Dual wheel multi-disc brakes | ✓ | ✓ | ✓ | |
| Hydraulic oil cooler | ✓ | ✓ | ✓ | |

- S Standard
- S+ Standard +
- BtO Build to Order
- ✓ Standard Features
- Options



4 Wheel Drive



Full Height Drive



Swing-Out Engine Tray



Genie Genuine Accessories⁽¹⁾

- Lift Tools Productivity Tools
- Lift Connect Telematics
- Tech Pro Link Handheld Device

(1) More accessories available from Genie Genuine Parts.

Product specifications are subject to change without notice or obligation. Photographs and/or drawings herein are for illustrative purposes only. Refer to the appropriate Operator's Manual for instructions on proper equipment use. Failure to follow instructions in the Operator's Manual may result in serious injury or death. The only warranty applicable to our equipment is the standard written warranty applicable to the particular product and sale and we make no other warranty, express or implied. Products and services listed may be trademarks, service marks or trade names of Terex Corporation and/or their subsidiaries in the USA and many other countries. Terex, Genie, Quality By Design, Xtra Capacity, Lift Power, Lift Guard, Lift Tools, Lift Connect and Tech Pro Link are registered trademarks of Terex Corporation or its subsidiaries.